

My 4-H Cloverbud Rabbit Record Book

Name _____ Club Name _____

Age (as of Sept. 1) _____ Years In 4-H _____ Years In This Project _____


Date Record Book Started _____ Date Completed _____

Parent's Signature _____

Date _____

Things I plan to do and learn this year:


Draw or place a picture of you and your rabbit.



History and Characteristics

- A. A male rabbit is called a buck the female is called a doe and the young are called kits.
- B. It takes 28 to 32 days from the time the doe is pregnant until she gives birth.
- C. A nesting box filled with straw is placed in the doe's hutch so she can make a nest before giving birth (called *kindling*).
- D. The number of young in a litter may vary from 4 to 10 kits.
- E. Adult rabbits need to have separate hutches.
- F. There are more than 40 breeds (*kinds*) of rabbits.
- G. You must use care when handling your rabbit. Rabbits can scratch when they don't feel safe. Learn how to pick up and carry your rabbit safely.

Draw or place a picture of you and your rabbit.



My rabbit's name is _____

Is your rabbit a buck or a doe? _____

How old is your rabbit? _____

Information about Your Rabbit

Rabbit's Name: _____ Sex: _____

Color of Eyes: _____ Coat Color: _____


Special Markings: _____

Hair Length: Long _____ Short _____

Rabbit's Age: _____ Date of Birth: _____

Write a short story about where you got your rabbit.

Draw or place a picture of you and your rabbit.



Feeding your Rabbit

Rabbits need to be fed a balanced diet and fresh water everyday. The pellets that rabbits eat are made from alfalfa and grain. Do not overfeed your rabbit. Don't leave uneaten food in the dish day after day. Store the food away from sunlight and moisture to keep it fresh. Clean the food and water dishes often to keep your rabbit healthy.

What is the name of the food you feed your rabbit? _____

What are the ingredients? _____

What nutrition does it contain? _____

How much do you feed your rabbit a day? _____

A bag of feed costs _____ and weighs _____

Draw or place a picture of you feeding your rabbit.



My 4-H Rabbit Project Story

This page is your Project Story. You should write your story about your learning experience with your project rabbit. You will want to include what your rabbit has taught you, why you enjoy your rabbit, and how you show your rabbit love. Include details about any shows or exhibits you went to, and ribbons or awards you won.

Member's Signature _____


Date _____

Leader's Signature _____

Date _____

Parts of a Rabbit

Label the parts of a rabbit.



- | | |
|----------|-----------|
| 1. _____ | 7. _____ |
| 2. _____ | 8. _____ |
| 3. _____ | 9. _____ |
| 4. _____ | 10. _____ |
| 5. _____ | 11. _____ |
| 6. _____ | 12. _____ |

Ear
Neck
Rump

Eye
Tail
Hock

Thigh
Loin
Shoulder

Belly
Dewlap
Nose



Programs and activities of the Cooperative Extension are available to all potential clientele without regard to race, color, sex, national origin, or handicap.